



## **The Swank K-12 Streaming library provides access to over 30,000 movies, documentaries and foreign language films for instructional support.**

**You now have access to a curated collection of top, educational films which are click-and-play ready in your streaming library. You are also able to search the entire library of films and request new films be added.**

**These requests will either be approved or denied by your school's Swank Administrator:**

Swank K-12 Streaming School Administrator: Jan Mullis: [jan.mullis@putnam.k12.ga.us](mailto:jan.mullis@putnam.k12.ga.us)

**If you have any questions or challenges with the streaming platform, please contact your Swank Streaming Admin and they will assist as needed.**

**Use Classlink to Access Swank**

Streaming Portal URL: <https://digitalcampus.swankmp.net/putnam389861>

**This website URL should be bookmarked as it is your access point to the streaming library. Simply sign in using your existing school/district log in credentials.** (Please note, this website URL should not be shared with students.)

# Assigning movies to students:

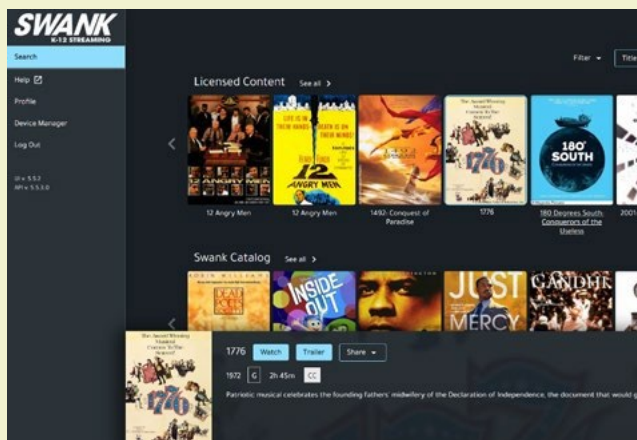
## Step 1

**Identify the movie you want to assign to students.**

## Step 2

**Ensure the movie is already available in your streaming library for viewing.** When clicking a movie, if you see “Watch” and “Share” buttons, the film is available.

If you see a “Request” button, you will need to request access and wait for approval from your Swank Administrator prior to assigning the film.



## Step 3

**Click “Share” on the movie page and select either the Direct Link or the LMS link.**

**Direct Link:** Direct Links are the full URL to the film, which enable access via any sharing option, such as email, course syllabus, and Learning Management Systems.

**LMS Link:** LMS Links are intended to be placed in Learning Management Systems that accept HTML, such as Blackboard, Canvas, Moodle and many others.

Please note: Google Classroom and Schoology do not accept LMS links. If ever there is a question about which link to use, we recommend the Direct Link to ensure playback.

The website URL or any page URLs in the streaming platform should never be shared with students. They will receive an error message. Please only use either the Direct or LMS links when enabling student access to movies.

## Step 4

**Paste the link into whatever platform (Google Classroom, Schoology, Blackboard, etc.) you intend to share movie access with students. Your school/district has single sign on enabled so students will simply log in using their existing school credentials.**

Teacher login information should never be shared with students as you have different permissions than they do.

# Browsing Movies

## Licensed Content:

Access all of the films currently licensed, and immediately available at your school.

## Swank Catalog:

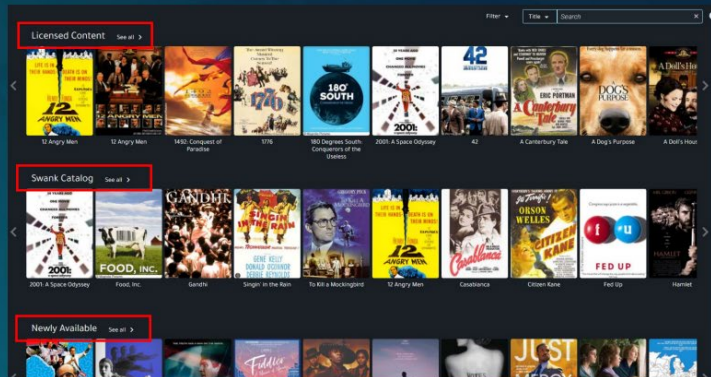
Browse the entire Swank library of films available for either immediate viewing or upon request as indicated.

## Newly Available:

Highlights either new release films or new rights that we have acquired that are now available upon request.

## Content Spotlight:

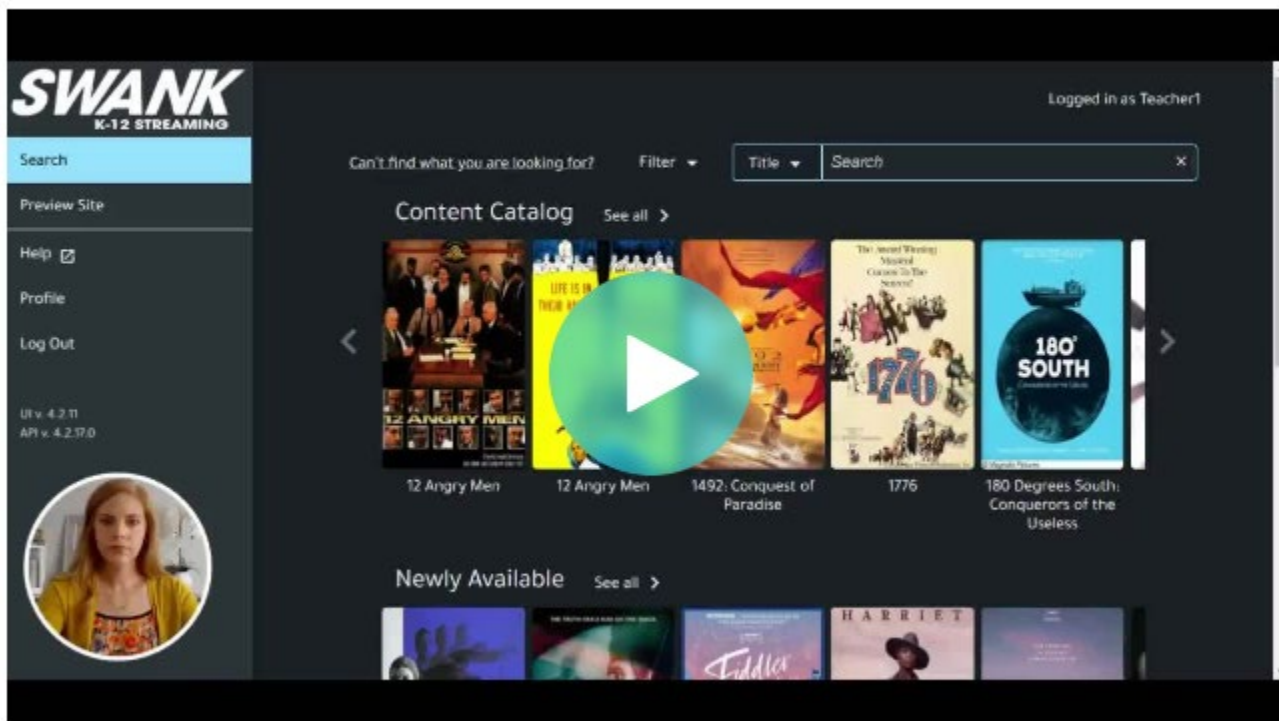
Lists films that are currently trending from other schools related to either current topics or specific times of year.



SWANK | FILM LIBRARY FOR EDUCATION

Swank K12 Streaming Help Page: <https://swankmp.clickhelp.co/articles/help-portal-k-12>

## In Class Use and Assignments



# Search and Requesting Movies

The screenshot displays the SANK K-12 Streaming platform interface. On the left is a dark sidebar with the SANK logo and navigation links: Search, Preview Site, Help, Profile, and Log Out. Below these links are version numbers (UI v. 4.2.11, API v. 4.2.17.0) and a circular profile picture of a woman. The main content area has a dark background. At the top right, it says 'Logged in as Teacher1'. Below the login text is a search bar with a 'Title' dropdown and a 'Search' button. To the left of the search bar is a link 'Can't find what you are looking for?' and a 'Filter' dropdown. The 'Content Catalog' section features a horizontal scroll of movie posters: '12 Angry Men' (two identical copies), '1492: Conquest of Paradise', '1776', and '180 Degrees South: Conquerors of the Useless'. Below this is the 'Newly Available' section with a horizontal scroll of movie posters: 'Fiddler on the Roof', 'Harriet', and others. A video player at the bottom right shows a play button and a 00:02 duration.